

# Parent Information Night

SJS Preschool Teachers  
Pre-K 3 & Pre-K 4



# All About SJS Preschool Teachers

## **Mrs. Mary Gerardi - Mrs. Joan Thomas & Mrs. Ann Sodaro, Aides**

- ❖ Pre-k 4 - 5 Full Day
- ❖ Pre-k 4 - 3 Full Day MWF

## **Mrs. Angela O'Brien - Mrs. Leslie Behls & Mrs. Jill Larkowski, Aides**

- ❖ Pre-k 4 - 3 Full Day MWF
- ❖ Pre-k 3 - T, Th

## **Miss Emily Frye - Mrs. Cindy DiClementi, Aide**

- ❖ Pre-k 4 - Half Day MWF
- ❖ Pre-k 4 - Full Day MWF
- ❖ Pre-k 3 - Half Day T, Th

# Preschool Curriculum

Our preschool curriculum is based on the Illinois State and Archdiocesan Curriculum Standards.

It is designed to provide many opportunities for students to learn through a variety of styles, media, and methods on a daily basis. Our schedule provides flexibility that allows us to cater to varying needs and interests. Our structure allows students to anticipate what happens next. Our classroom is set up as an environment that allows each student to learn through exploration while developing decision making skills.

**Virtual Parent Teacher  
Conferences**  
November & March (Optional)



**Report Cards**  
2nd Trimester  
3rd Trimester

# Curriculum Map Example

## Pre-k 4 September

### **Reading/Language Arts**

Jolly Phonics, Heggerty Phonemic Awareness, Handwriting Without Tears, Seasonal Stories

### **Math**

Counting 0-10

### **Social Studies**

School Friends and Rules

### **Science**

Fall and Weather, Apples


### **Religion**

Family & Sharing God's Love

# Handwriting Without Tears

We are using a fun, hands-on school readiness program in our class this year.

- Focuses on playful learning to develop coloring, drawing, counting, building, and handwriting readiness skills.
- Use of music, magnetic stamps, and wood pieces.
- Students each receive an activity book called *My First School Book*.





LIZARD

BIG LINE



+ LITTLE LINE



# Capital Formation Chart



Big Line  
Big Line  
Little Line



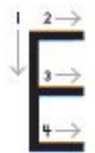
Big Line  
Little Curve  
Little Curve



Big Curve



Big Line  
Big Curve



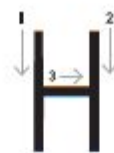
Big Line  
Little Line  
Little Line  
Little Line



Big Line  
Little Line  
Little Line



Big Curve  
Little Line  
Little Line



Big Line  
Big Line  
Little Line



Big Line  
Little Line  
Little Line



Big Line  
Turn  
Little Line



Big Line  
Little Line  
Little Line



Big Line  
Little Line



Big Line  
Big Line  
Big Line  
Big Line



Big Line  
Big Line  
Big Line



Big Curve  
Go around



Big Line  
Little Curve



Big Curve  
Go around  
Little Line



Big Line  
Little Curve  
Little Line



Little Curve  
Turn  
Little Curve



Big Line  
Little Line



Big line  
Turn  
Big Line



Big Line  
Big Line



Big Line  
Big Line  
Big Line  
Big Line



Big Line  
Big Line



Little Line  
Big Line



Little Line  
Big Line  
Little Line

# Pre-K 3 Daily Schedule

- Arrival: Find cubby, hang up jacket and backpack, put yellow folder in red bin, sign-in, find spot on carpet
- Morning Meeting: Prayer, Pledge, calendar, weather, songs
- Jolly Phonics
- Table Activity/Project
- Book, Prayer, Snack
- Centers: Teacher-directed small group and one-on-one work/crafts
- Song/movement
- Dismissal: Closing prayer, pack up, dismissal
  - Guest Reader @ 11:00 (Virtual)



# Pre-K 4 Daily Schedule - Morning

- Arrival: Find cubby, hang up jacket and backpack, put yellow folder in red bin, sign-in, find spot on carpet
- Morning Meeting: Prayer, Pledge, calendar, weather, songs
- Table Activity/Journals/Project
- Book, Prayer, Snack
- Centers: Teacher-directed small group and one-on-one work (e.g. Handwriting Without Tears)
- Song/movement
- Lunch/Dismissal: Closing prayer, pack up, notes needed for any changes in pickup
- Specials
  - Gym
  - Social Emotional Lessons with Mrs. McGowan
  - Virtual Guest Reader

# Pre-K 4 Daily Schedule - Afternoon

- Lunch
- Rest Time
- Story time
- Activity/craft
- Snack
- Recess
- Free Play/Centers
- Dismissal

# Class Rules

- Here are some rules that we need to follow to be safe and have fun with our friends!
  - Be kind
  - Be safe
  - Share
  - Raise a quiet hand to speak
  - Use “walking feet” in the classroom and the hallway
  - Use “hips and lips” for walking in the hallway
  - Hands are for helping, not for hurting others
  - Use our words to express ourselves

in a world  
where you can  
be anything.  
BE KIND.

# Green Choice & Red Choice posters





# Seesaw

- Keep up to date with pictures, videos, and activities of your child's day.
- Seesaw is the app utilized for remote learning.
- Download the app on your phone/device.
  - [Seesaw Parent & Family](#)



FAMILY

# Stay Connected

**St. James Website:** <http://www.stjamesschoolah.org/>

**Newsletter:** Emailed out at the end of the week.

**Yellow Folder:** Please remember to check your child's backpack! Look for important information, forms, notes, and other classwork in your child's yellow folder. You're welcome to send notes and other communications to school in their folder.

## **Our Emails:**

[efrye@stjameschoolah.org](mailto:efrye@stjameschoolah.org)

[mgerardi@stjameschoolah.org](mailto:mgerardi@stjameschoolah.org)

[aobrien@stjameschoolah.org](mailto:aobrien@stjameschoolah.org)

